

How to Download and Complete Fillable PDFs on an iOS/Apple Mobile Device

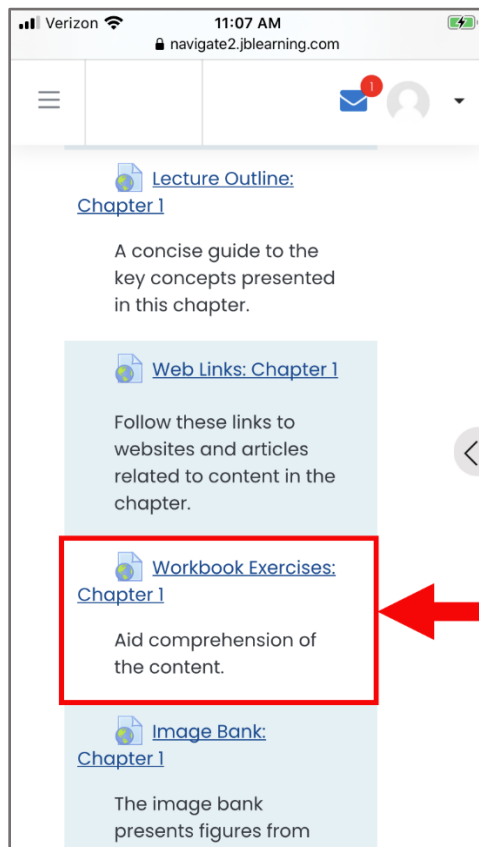
This document provides directions on how to download, complete, and submit fillable PDFs from a Jones & Bartlett Learning companion website.

1. Make sure your device and browser are updated, per these specifications:

<https://www.jblearning.com/TechSupport>

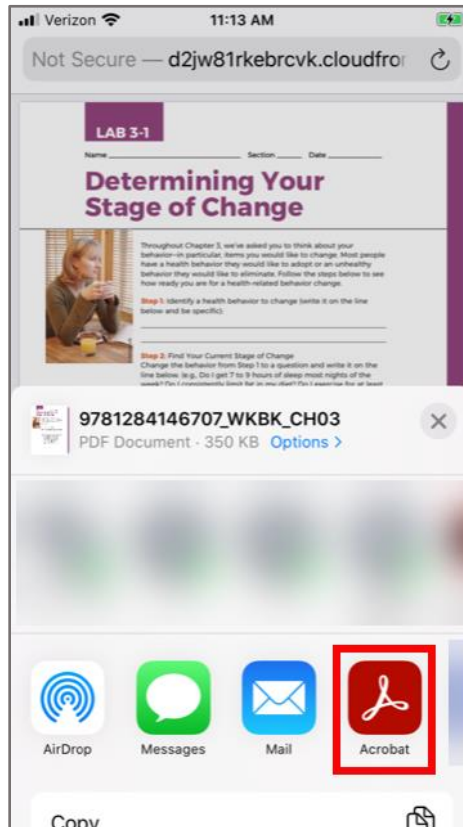
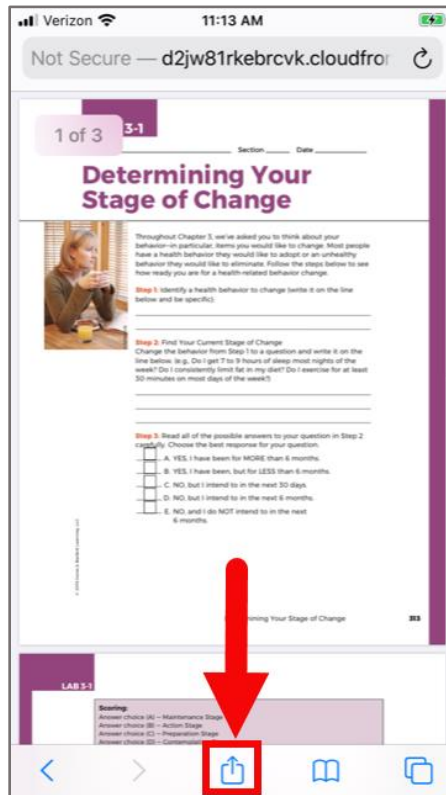
- a. Install **Adobe Acrobat Reader** app for iOS.
- b. Disable **Block cookies**.

2. Log in to Navigate or the companion website and open the desired file.



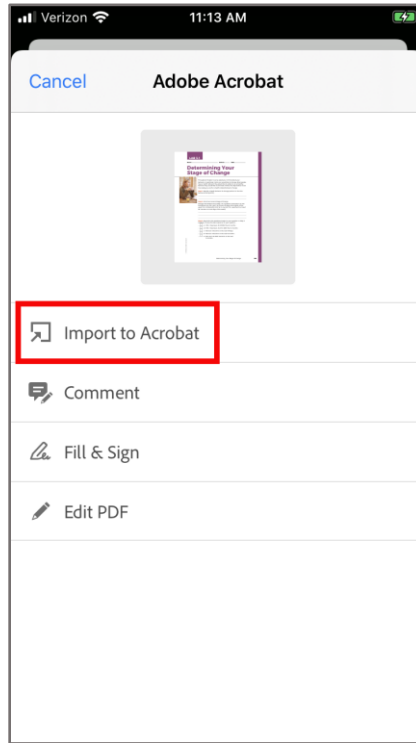
Technical Support: www.jblearning.com/techsupport | support@jblearning.com | 1-978-443-5000 | M-F 8:30am – 8:00pm

3. Click on the **share** button and choose the **Adobe Acrobat Reader** app.



Technical Support: www.jblearning.com/techsupport | support@jblearning.com | 1-978-443-5000 | M-F 8:30am – 8:00pm

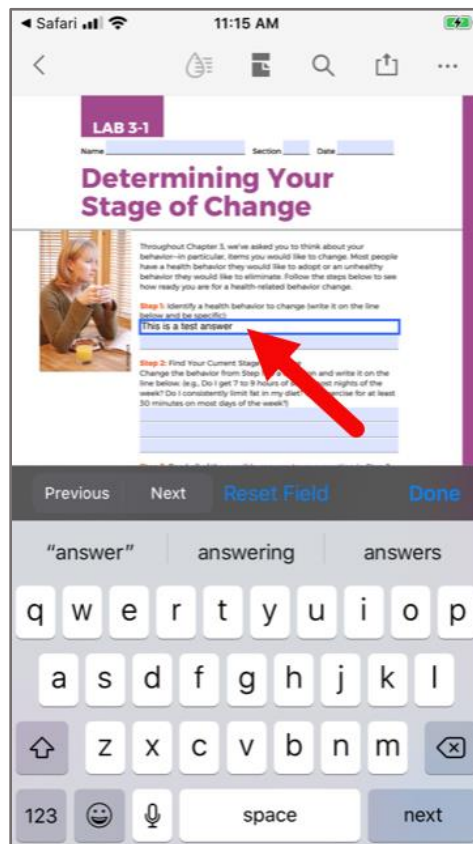

4. Import to Acrobat.



Technical Support: www.jblearning.com/techsupport | support@jblearning.com | 1-978-443-5000 | M-F 8:30am – 8:00pm

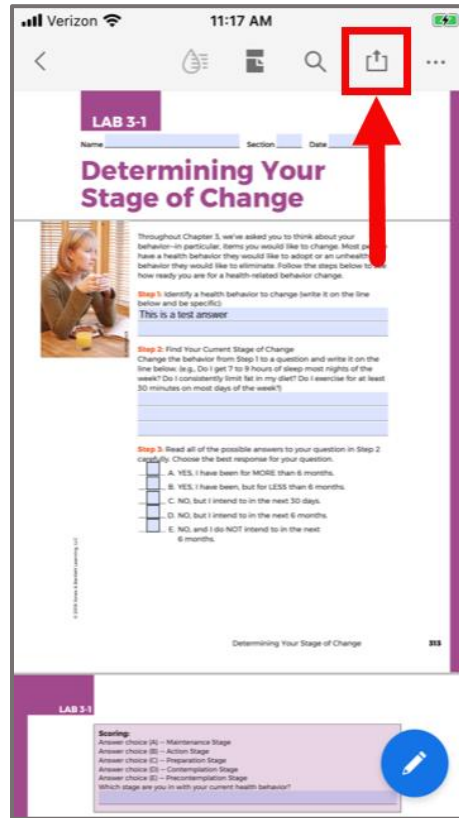


5. Click within a cell to enter information into file.



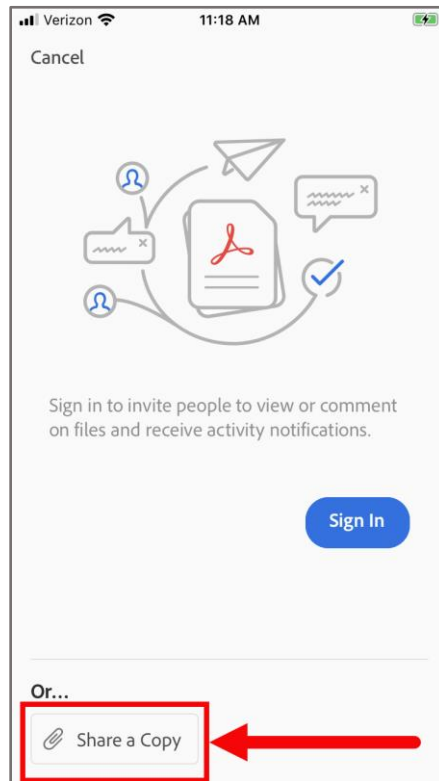
Technical Support: www.jblearning.com/techsupport | support@jblearning.com | 1-978-443-5000 | M-F 8:30am – 8:00pm

6. Click on the **share** button at the top.

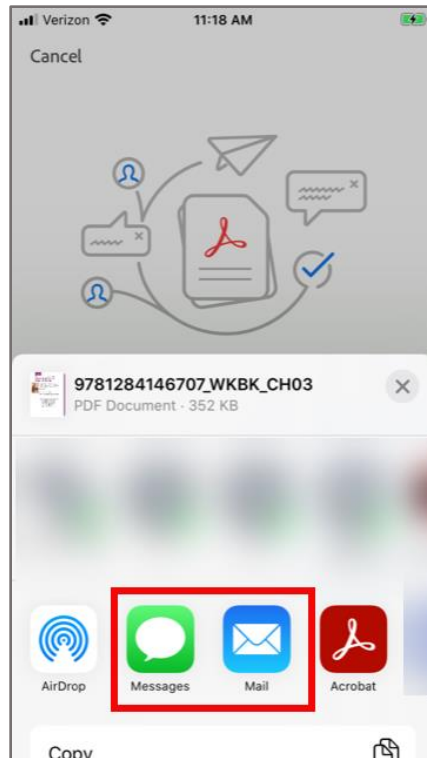


Technical Support: www.jblearning.com/techsupport | support@jblearning.com | 1-978-443-5000 | M-F 8:30am – 8:00pm

7. Select **Share a copy**.



8. Share the PDF via email, text, or other submission method as needed.



Technical Support: www.jblearning.com/techsupport | support@jblearning.com | 1-978-443-5000 | M-F 8:30am – 8:00pm